


DIGITAL CONTROL KEYBOARD: (for more information consult your IN.XE TechBook)


To start the pump:

Press key  to start the pump at a low speed, press a second time to turn pump to high speed and press a third time to turn of the pump.


Your system runs on 20 minutes cycles. Depending on his initial status, your pump will go from high speed to low speed or from low speed to Off after 20 minutes.

However, as long as the spa has not reached the required temperature, the engine will remain in office. After 20 minutes the pump will switch from high speed to low speed, but again the pump will remain in office until the desired temperature has been reached.


Water temperature:

Use **UP or DOWN**  key to set desired water temperature
The temperature setting will be displayed for 5 seconds to confirm your new selection. The «Set Point» icon indicates that the display shows the desired temperature, not the current water temperature.

To turn On the light:

Press **LIGHT** key  to turn light On. Press light key a second timer to turn light Off. A built-in timer automatically will turns light off after 2 hours.

Automatic heather start-up: When the water temperature is 1 degree below the desired temperature the heater is automatically activated until the water temperature exceeds from 1 degree the temperature set.

Programming the system: To program cycle duration press and hold **LIGHT**  key until the display shows dxx with xx representing the duration in hours (Default: 2 hours) Use **UP or DOWN** key to change the duration. (Example : 0 = no filtration 24 = continuous filtration).



To program cycle frequency, press **LIGHT** key again. The display will show Fx, with «X» representing the number of filter cycles per day (up to 4 / Default: 2). Use **Up or Down** key to change setting. When the desired setting is displayed, press **LIGHT** key to confirm. A filter cycle will start immediately. The «Filter» indicator lights up when a filter cycle is On.



If you are planning on using your spa 4 seasons, know that the filtration cycle must be in **continuous mode** (24 hours) during fall (when temperatures begin to drop) and of course all winter long.